

V5 / V8 OXYGEN CONCENTRATOR FRONT VIEW

Control Panel



Humidifier bottle Concavity

ALARMS

Power off alarm sound:

Concentrator connected with power but the unit is in a state of power off with alarm sound. Check the power cord for good connection or that the external power supply has been turned on.

Oxygen purity alarm sound:

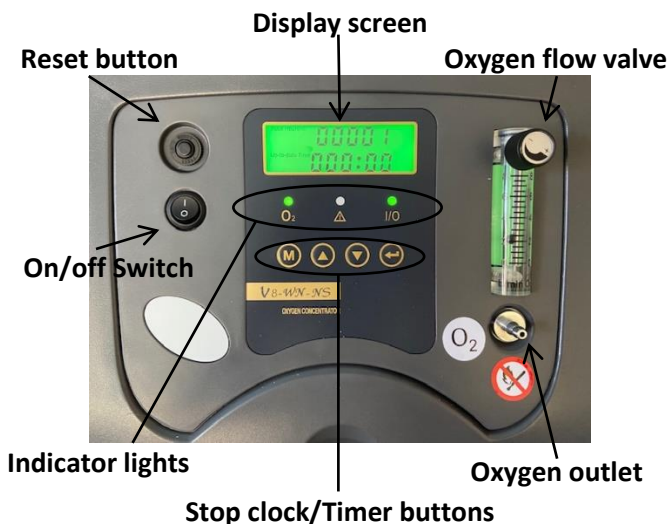
Alarm will sound in addition to red indicator light if oxygen concentration purity % drops.

Alarm Coding:

- 10000 – overheat warning
- 02000 – Valve Defective Warning
- 00300 – over pressure warning (blockage)
- 00040 – low pressure warning (leakage)


MESU

CONTROL PANEL



INDICATOR LIGHTS

| Oxygen purity | Trouble indicator | Power indicator |
|------------------------------------------------|---------------------------------------|-------------------------------------------|
| Green – Optimal Red – Oxygen purity % drops | Off - Working good Red - Defective | Green – Power on Red – Power off alarm |



DO NOT USE STOP CLOCK/TIMER BUTTONS

OXYGEN FLOW CONTROL VALVE

DO NOT OVER TIGHTEN FLOW VALVE KNOB WHEN CLOSING!
DO NOT TAKE THE FLOW VALVE BALL TOO HIGH ABOVE THE MAXIMUM NUMBER SHOWN!



V5: 0-5 l/min
V8: 0-8 l/min

Setting flow rate:

Turn the flow control valve:
Counter-clockwise: on
Clockwise: off

OXYGEN OUTLET

Oxygen tubing

Connect nasal cannula/Mask direct to oxygen outlet or via the humidifier bottle if in use.



V5 / V8 OXYGEN CONCENTRATOR REAR VIEW


Air Inlet Filter access panel



**Exhaust
(under base of unit)**

Power cord

AIR-INTAKE FILTER ACCESS PANEL



Dust Filter

**Air-intake
filter**

DUST FILTER

The dust filter is located on the rear of the Filter access panel door.



The Dust filter can be cleaned with mild detergent and water, rinse to remove all residues and air dry.

The dust filter should be inspected every 2 weeks and replaced when it is visibly dusty.

AIR -INTAKE FILTER

The white air-intake filter is located in the air-intake filter compartment via the access panel.



The Air-intake filter needs to be replaced after every 1000 hours of use or annually (whichever comes first for the first change). For subsequent filter changes the device will have a label indicating total working hours required before the next filter change. The device needs returning to MESU for the filter changes. During home use a replacement air-intake filter is available from MESU.

HUMIDIFIER BOTTLE

Humidifier bottles are single patient use. Bottles must be cleaned daily with soap and water.



Fill with distilled water only.
Water must be kept between Maximum and minimum scale line
Change the water every 24hrs

Y TUBE CONNECTOR



Administer 15lpm from 2 x V8s

